

# Blue Ridge Wildlife Center 2017 Stats

By Jennifer Riley, DVM | Statistical Analysis by Michael Oak

In 2017 we admitted over 1800 patients representing 124 species. **Figure 1** illustrates the breakdown of patients admitted.


Nearly half of our patients were babies, most of which were orphaned or abandoned, but a quarter were admitted due to illness or injury. We received 100 more injured raptors than last year and the number of turtle admissions increased by more than 55%! **Figure 2** illustrates the common types of presenting diagnoses.

The first 24 hours are the most critical for any patient. Those that have been determined to have a very poor prognosis (<10% chance of release) are humanely euthanized immediately to limit their suffering. Others die in the first 24 hours despite our best efforts. In 2017, those patients that made it through the first 24 hours at the Center had a survival rate of 74%!

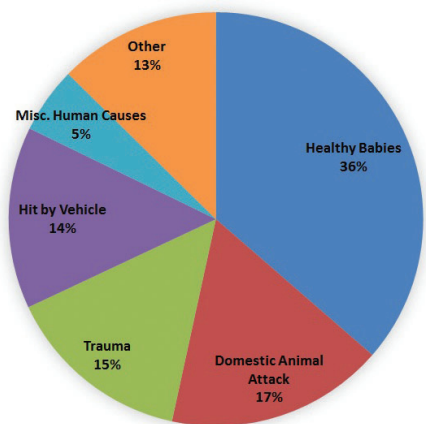
“Other” includes all diagnoses that were less than 4% of all the intakes. In order of frequency, this includes: Infectious diseases, natural events such as storms or maternal/reproductive problems, non-infectious diseases such as cancer, metabolic bone disease, or congenital defects, window strikes, non-domestic predator attacks, abduction of healthy adults, gunshots, fishing line injuries, toxicities.

BRWC is open 365 days a year and there are very few days in which we don't receive at least one patient. **Figure 3** illustrates the monthly intake of patients. As you can see, we receive most of our cases in the spring and summer due to the large number of babies. ■

**Figure 1 – Patient Breakdown**



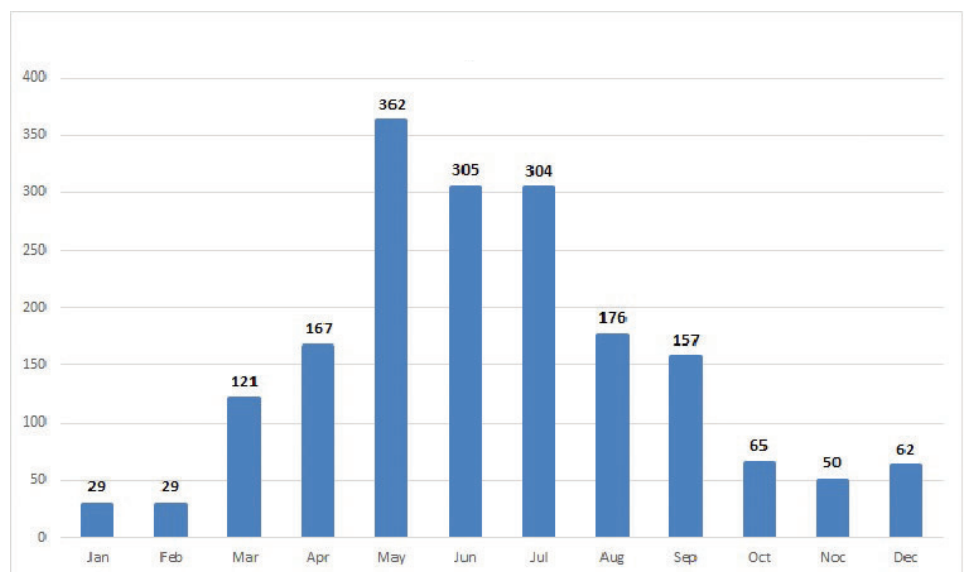
**Figure 2 – Diagnoses**



## Patients per Virginia Counties

Arlington	13
Chesterfield	1
Clarke	161
Culpeper	19
Fairfax	81
Fauquier	157
Frederick	539
Henrico	2
Loudoun	385
Madison	1
Middlesex	5
Orange	1
Page	17
Prince William	58
Rappahannock	19
Richmond	3
Rockingham	2
Shenandoah	98
Spotsylvania	6
Stafford	15
Surry	1
Unknown/Other	57
Warren	186

**Figure 3 – 2017 Monthly Intake of Patients**



# 2017 Patient Details

**1,827 patients, 124 species** *\*Domestic animals are not intentionally admitted and are not released to the wild*

Birds (83 species)		Birds cont.		Mammals (26 species)	
	Count		Count		Count
American Crow	17	Indigo Bunting	1	Allegheny Woodrat	5
American Goldfinch	12	Lesser Scaup	1	American Mink	1
American Kestrel	5	Mallard	27	Big Brown Bat	40
American Robin	66	Mourning Dove	34	Coyote	1
American Woodcock	3	Mourning Warbler	2	Deer Mouse	5
Bald Eagle	3	Northern Bobwhite	1	Eastern Chipmunk	4
Barn Owl	1	Northern Cardinal	31	Eastern Cottontail	228
Barn Swallow	8	Northern Flicker	10	Eastern Fox Squirrel	4
Barred Owl	32	Northern Mockingbird	8	Eastern Gray Squirrel	134
Black Vulture	12	Northern Rough-winged Swallow	2	Eastern Mole	1
Blackburnian Warbler	1	Osprey	2	Field Mouse	2
Black-capped Chickadee	3	Ovenbird	2	Gray Fox	3
Blue Jay	19	Peregrine Falcon	3	Groundhog	20
Broad-winged Hawk	4	Pied-billed Grebe	1	Hoary Bat	1
Brown Thrasher	5	Pileated Woodpecker	5	House Mouse	13
Canada Goose	14	Purple Martin	3	Meadow Vole	4
Carolina Wren	20	Red-bellied Woodpecker	1	Northern Raccoon	68
Cedar Waxwing	8	Red-eyed Vireo	1	Norway Rat	1
Chimney Swift	47	Red-headed Woodpecker	2	Red Bat	1
Chipping Sparrow	7	Red-shouldered Hawk	37	Red Fox	33
Common Grackle	22	Red-tailed Hawk	46	Southern Flying Squirrel	3
Common Loon	1	Red-winged Blackbird	3	Striped Skunk	36
Common Nighthawk	2	Ring-billed Gull	2	Tri-colored Big-eared Bat	1
Cooper's Hawk	16	Rock Dove	5	Virginia Opossum	155
Dark-eyed Junco	6	Ruby-throated Hummingbird	6	White-footed Mouse	5
Domestic Duck*	1	Ruddy Duck	1	White-tailed Deer	5
Domestic Turkey*	6	Sharp-shinned Hawk	4	<b>Total Mammals</b>	<b>774</b>
Downy Woodpecker	3	Short-eared Owl	1	<b>Reptiles &amp; Amphibians (16 species) Count</b>	
Eastern Bluebird	15	Song Sparrow	3	American Toad	1
Eastern Kingbird	2	Tree Swallow	3	Fowler's Toad	1
Eastern Phoebe	3	Tufted Titmouse	7	Green Tree Frog	1
Eastern Screech Owl	32	Turkey Vulture	10	Black Rat Snake	8
Eastern Wood Pewee	7	Unidentified Bird	9	Common Garter Snake	1
European Starling	96	White-breasted Nuthatch	7	Common Snapping Turtle	13
Fish Crow	3	White-throated Sparrow	4	Eastern Box Turtle	92
Gray Catbird	16	Wild Turkey	20	Eastern Musk Turtle	1
Great Blue Heron	4	Wood Duck	2	Eastern Painted Turtle	2
Great Horned Owl	12	Yellow-bellied Sapsucker	1	Garter Snake sp	2
Hermit Thrush	4	Yellow-billed Cuckoo	4	Green Anole	1
Horned Grebe	1	Yellow-rumped Warbler	1	Northern Water Snake	1
House Finch	12	<b>Total Birds</b>	<b>916</b>	Painted Turtle	10
House Sparrow	52			Red-eared Slider Turtle	1
				Ring-necked Snake	1
				Wood Turtle	1
				<b>Total Rept. &amp; Amphibians</b>	<b>137</b>